

Scaled data based on original data using
LM-79-08 Approved Method: Electrical and Photometric Measurements of Solid-
State Lighting Products

Test Report Prepared for
Cooper Lighting Solutions
(formerly Eaton)

Brand: STREETWORKS

Report Number: P456777

Luminaire Tested: **GLAN-SA8A-750-U-AFL**

Issue Date: 1/4/2021

Test Information

Test Method: LM-79-08
Report Number: P456777
TEST IS SCALED FROM IESNA LM-79-08 TEST DATA (G3-2011-042-24)
Test Lab: INNOVATION CENTER
Issue Date: 1/4/2021
Manufacturer: COOPER LIGHTING SOLUTIONS (FORMERLY EATON)
Product Line: STREETWORKS
Catalog Number: GLAN-SA8A-750-U-AFL
Description: GALLEON AREA AND ROADWAY LUMINAIRE
(8) 70 CRI, 5000K, 615mA LIGHTSQUARES WITH 16 LEDS EACH AND AUTOMOTIVE FRONTLINE OPTICS
Light Source: -
Ballast/Driver: ELECTRONIC DRIVER

Summary

Lumens per Lamp: N/A
Luminaire Lumens: 37290 lumens
Efficiency: N/A
Efficacy: 152.8 lumens/watt
Luminous Opening: Rectangular (W 1.5' x L: 1.5' x H: 0')
IES Classification: Type II - Short
BUG Rating: B3 - U0 - G3

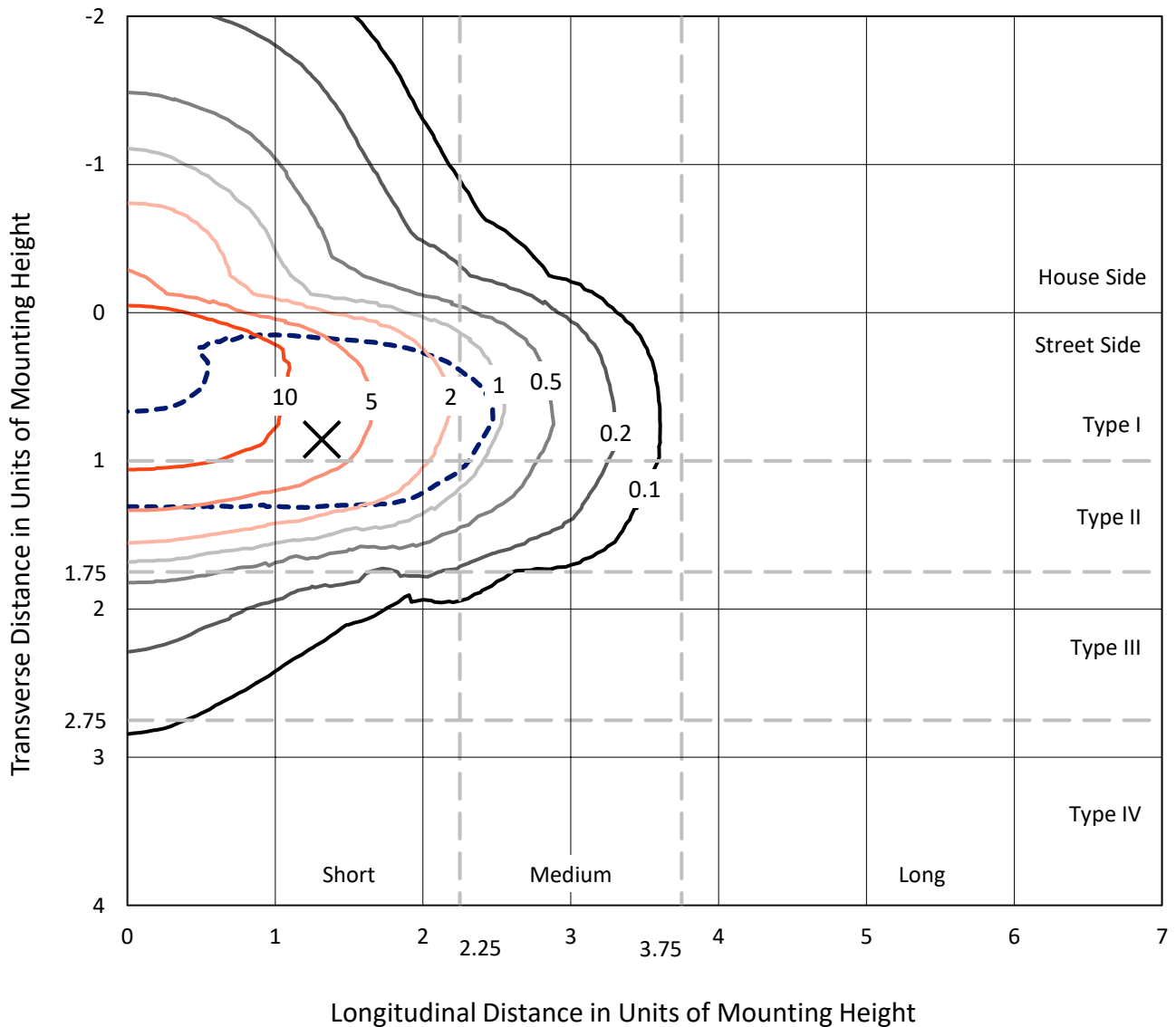
Input Watts (W): 244
Input Voltage (V): NR
Input Current (A_{in}): NR
Voltage Rise (V): NR
Power Factor: NR
Total Harmonic Distortion (THDi): NR
Frequency (hertz): 60
Stabilization Time: NR
Operation Time: NR
Ambient Temperature (°C): NR
Test Distance: 24 FT



REPORT NUMBER: P456777
 CATALOG NUMBER: GLAN-SA8A-750-U-AFL

Iso-Footcandle Lines of Horizontal Illumination

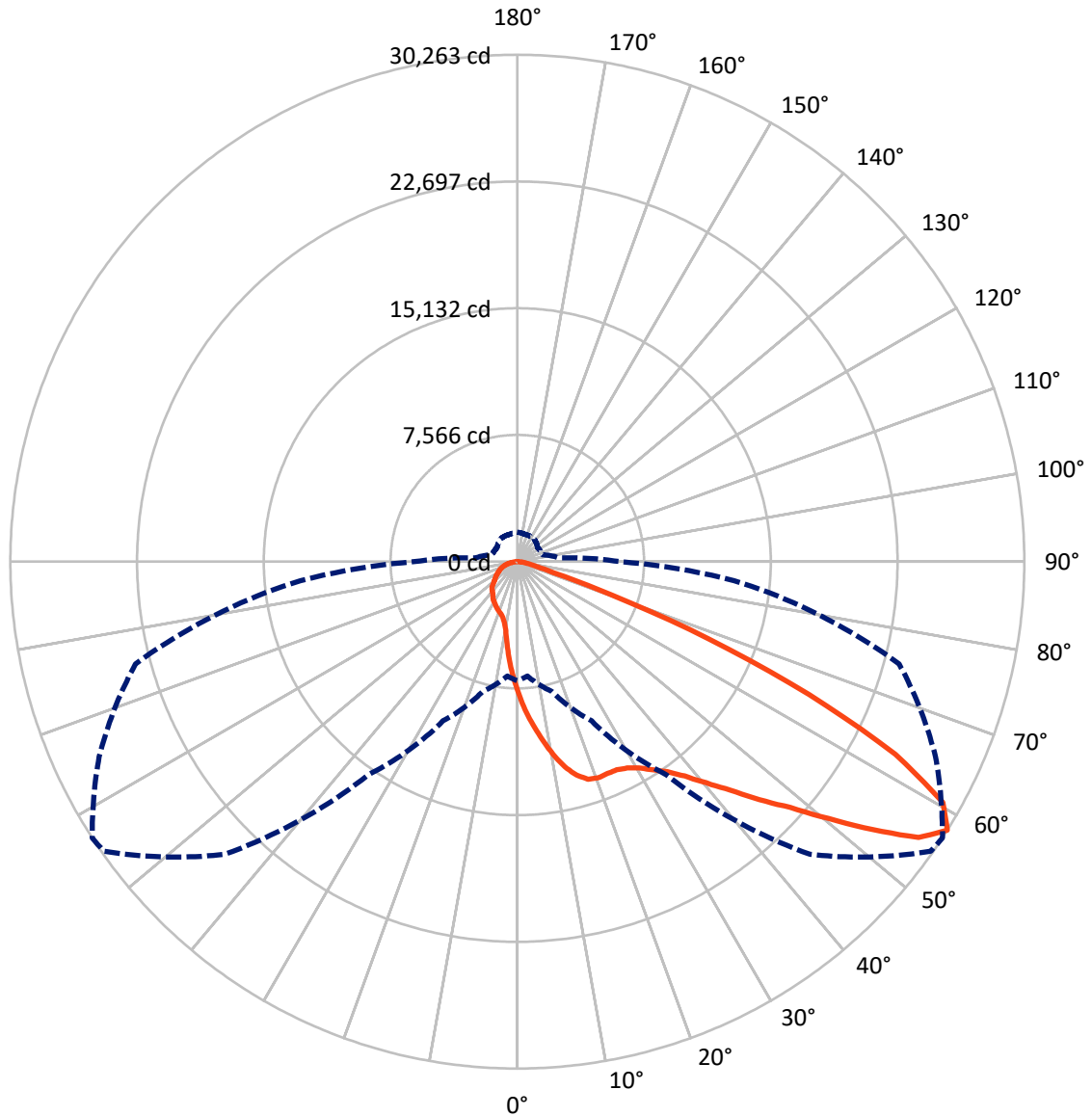
✕ Max cd
 - - - 1/2 Max cd



Based on 25 foot mounting height. Maximum calculated value = 19.1 fc
 Type II - Short - N/A

REPORT NUMBER: P456777
CATALOG NUMBER: GLAN-SA8A-750-U-AFL

Luminous Intensity Polar Plot



— Vertical Plane Through 57-Deg Lateral - - - Horizontal Cone Through 57.5-Deg Vertical

REPORT NUMBER: P456777

CATALOG NUMBER: GLAN-SA8A-750-U-AFL

FLUX DISTRIBUTION:

		Downward	Upward	Total
House Side	Lumens	5670.8	0.0	5670.8
	% Fixture	15.2	0.0	15.2
Street Side	Lumens	31619.2	0.0	31619.2
	% Fixture	84.8	0.0	84.8
Total	Lumens	37290.0	0.0	37290.0
	% Fixture	100.0	0.0	100.0

ZONAL LUMENS:

Zone	Lumens	% Fixture
0°-10°	752.9	2.0
10°-20°	2219.0	6.0
20°-30°	3684.6	9.9
30°-40°	5550.1	14.9
40°-50°	8333.0	22.3
50°-60°	9340.2	25.0
60°-70°	5466.4	14.7
70°-80°	1616.9	4.3
80°-90°	326.8	0.9
90°-100°	0.0	0.0
100°-110°	0.0	0.0
110°-120°	0.0	0.0
120°-130°	0.0	0.0
130°-140°	0.0	0.0
140°-150°	0.0	0.0
150°-160°	0.0	0.0
160°-170°	0.0	0.0
170°-180°	0.0	0.0
0°-90°	37290.0	100.0
0°-180°	37290.0	100.0

Coefficient of Utilization



REPORT NUMBER: P456777

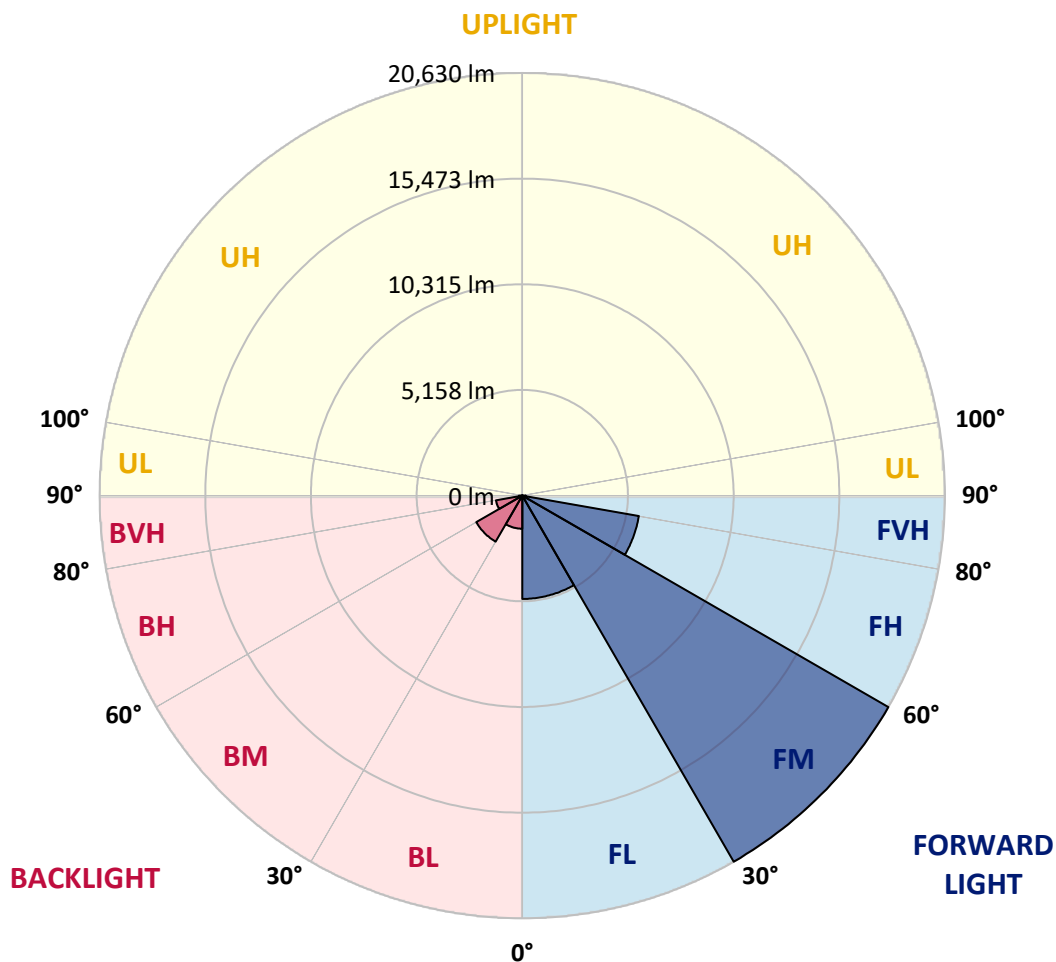
CATALOG NUMBER: GLAN-SA8A-750-U-AFL

LUMINAIRE CLASSIFICATION SYSTEM LUMEN TABLE AND BUG RATING:

Zone		Lumens	% Fixture	Zone Rating/Lumen Limit		
				B	U	G
FL	(0°-30°)	5040.7	13.5			
FM	(30°-60°)	20630.5	55.3			
FH	(60°-80°)	5778.5	15.5			G3/7500
FVH	(80°-90°)	169.6	0.5			G2/225
BL	(0°-30°)	1615.8	4.3	B3/2500		
BM	(30°-60°)	2592.9	7.0	B3/5000		
BH	(60°-80°)	1304.8	3.5	B3/2500		G3/2500
BVH	(80°-90°)	157.2	0.4			G2/225
UL	(90°-100°)	0.0	0.0		U0/0	
UH	(100°-180°)	0.0	0.0		U0/0	

BUG Rating: B3-U0-G3

Type II Short





REPORT NUMBER: P456777

CATALOG NUMBER: GLAN-SA8A-750-U-AFL

CANDELA DISTRIBUTION (FULL):

	0°	5°	15°	25°	35°	45°	55°	57°	65°	75°	85°
0°	7834.2	7834.2	7834.2	7834.2	7834.2	7834.2	7834.2	7834.2	7834.2	7834.2	7834.2
2.5°	9734.6	9628.4	9544.7	9471.3	9375.3	9116.1	8856.9	8852.8	8646.6	8328.2	8001.6
5°	11320.6	11177.7	11196.1	10967.5	10738.9	10363.3	9814.2	9785.6	9346.7	8750.7	8144.5
7.5°	12353.5	12355.5	12298.4	12167.7	11920.7	11494.1	10871.5	10730.7	10120.4	9216.1	8307.8
10°	12300.4	12355.5	12451.4	12563.7	12639.2	12429.0	11861.5	11690.1	10896.0	9779.5	8489.4
12.5°	11594.1	11679.9	11816.6	12098.3	12553.5	12900.5	12706.6	12567.8	11794.2	10340.8	8689.5
15°	11153.2	11204.3	11279.8	11469.6	11959.5	12790.3	13292.4	13218.9	12641.3	10975.6	8914.0
17.5°	11018.5	11069.5	11094.0	11210.4	11559.4	12410.6	13523.1	13653.7	13392.4	11559.4	9140.6
20°	11153.2	11177.7	11177.7	11247.1	11520.6	12188.1	13512.9	13776.2	14008.9	12259.6	9352.9
22.5°	11506.4	11516.6	11502.3	11526.8	11730.9	12249.4	13416.9	13743.5	14507.0	12853.6	9518.2
25°	12079.9	12096.3	12002.4	11945.2	12094.2	12518.8	13470.0	13770.1	14896.8	13421.0	9628.4
27.5°	12731.1	12751.5	12637.2	12504.5	12573.9	12851.5	13678.2	13947.7	15188.7	13980.3	9697.8
30°	13529.2	13537.4	13345.5	13186.3	13141.4	13347.5	14033.4	14284.5	15552.1	14639.6	9801.9
32.5°	14345.7	14406.9	14159.9	13935.4	13859.9	13923.2	14558.0	14800.9	15984.8	15347.9	9969.3
35°	15456.1	15466.3	15170.3	14896.8	14647.8	14729.4	15229.5	15405.1	16582.9	16166.5	10206.1
37.5°	16842.1	16936.0	16527.8	16017.5	15711.3	15592.9	16041.9	16233.8	17421.8	17170.7	10563.3
40°	18381.2	18415.9	18066.8	17748.4	17189.1	16846.2	17156.5	17364.7	18456.7	18368.9	10977.7
42.5°	19348.7	19424.2	19450.8	19418.1	18997.6	18422.0	18540.4	18638.4	19681.4	19493.7	11402.3
45°	19675.3	19787.6	20167.3	20971.5	21016.4	20448.9	20173.4	20267.3	21016.4	20628.6	11808.5
47.5°	19134.4	19326.3	20026.4	21675.7	22910.7	22953.5	22122.7	21916.6	22233.0	21569.6	12102.4
50°	17736.2	17777.0	18848.6	21236.9	23798.6	25347.9	24488.5	24104.8	23388.3	22265.6	12304.5
52.5°	15572.5	15619.4	16517.6	19197.7	23251.5	27021.7	27256.4	26570.6	24562.0	22806.6	12437.2
55°	11559.4	11830.9	12818.9	15409.2	20659.2	26864.5	29456.8	29067.0	25980.6	23235.2	12645.4
57.5°	7107.5	6858.5	8030.2	10483.7	15537.8	24704.9	30136.6	30263.1	27542.2	23594.5	12994.4
60°	3270.0	3319.0	3802.8	5407.2	9471.3	19326.3	28385.2	29185.4	28405.6	23582.2	13082.2
62.5°	2253.5	2208.6	2086.1	2373.9	4319.2	12222.8	23976.2	25331.5	26674.7	22849.4	12733.1
65°	2014.7	1969.8	1733.0	1653.4	1984.1	5327.6	17430.0	19140.5	22459.5	21000.1	11863.6
67.5°	1882.0	1820.8	1575.8	1420.7	1416.6	2120.8	10277.5	12337.1	16658.4	17754.5	10279.6
70°	1743.2	1694.2	1451.3	1279.8	1206.4	1332.9	4517.2	5913.4	10816.4	12794.4	8007.7
72.5°	1604.4	1547.2	1328.8	1145.1	1049.2	998.2	1731.0	2251.5	6111.4	7670.9	4909.1
75°	1402.3	1373.7	1188.0	1036.9	932.8	806.3	1098.2	1253.3	2923.0	3523.1	2463.8
77.5°	1226.8	1196.2	1055.3	906.3	830.8	655.2	779.7	851.2	1232.9	1428.9	1112.5
80°	898.1	928.8	890.0	800.2	741.0	514.4	524.6	583.8	732.8	810.4	679.7
82.5°	569.5	626.7	685.8	616.4	561.3	406.2	363.3	385.8	500.1	530.7	302.1
85°	238.8	242.9	398.0	375.6	320.5	240.9	218.4	230.7	267.4	279.6	140.8
87.5°	91.9	89.8	140.8	130.6	100.0	69.4	69.4	77.6	106.1	98.0	44.9
90°	0.0	0.0	0.0	0.0	0.0	0.0	0.0	0.0	0.0	0.0	0.0



REPORT NUMBER: P456777

CATALOG NUMBER: GLAN-SA8A-750-U-AFL

CANDELA DISTRIBUTION (continued):

	90°	95°	105°	115°	125°	135°	145°	155°	165°	175°	180°
0°	7834.2	7834.2	7834.2	7834.2	7834.2	7834.2	7834.2	7834.2	7834.2	7834.2	7834.2
2.5°	7860.7	7715.8	7428.0	7070.8	6809.5	6515.6	6256.3	6070.6	6001.2	5968.5	5907.3
5°	7854.6	7568.8	6972.8	6348.2	5846.1	5331.7	4896.9	4615.2	4590.7	4402.9	4384.5
7.5°	7856.7	7419.8	6470.7	5552.1	4786.7	4260.0	3900.8	3806.9	3694.6	3666.0	3680.3
10°	7862.8	7230.0	5931.8	4764.2	4023.2	3678.3	3543.6	3506.8	3510.9	3523.1	3525.2
12.5°	7870.9	7046.3	5372.5	4166.1	3594.6	3451.7	3437.4	3470.1	3504.8	3531.3	3537.4
15°	7881.2	6836.0	4827.5	3684.4	3380.3	3368.0	3415.0	3470.1	3519.1	3557.8	3564.0
17.5°	7868.9	6591.1	4370.3	3388.4	3261.9	3321.1	3398.6	3468.0	3512.9	3549.7	3553.8
20°	7840.3	6317.6	3929.3	3180.2	3188.4	3284.3	3368.0	3433.3	3482.3	3500.7	3515.0
22.5°	7730.1	5991.0	3545.6	3019.0	3100.6	3233.3	3333.3	3372.1	3317.0	3278.2	3288.4
25°	7542.3	5566.4	3188.4	2888.3	3021.0	3161.8	3263.9	3170.0	3125.1	3108.8	3116.9
27.5°	7307.6	5101.0	2918.9	2751.6	2918.9	3082.2	3053.7	3037.3	3016.9	2990.4	2996.5
30°	7054.5	4645.8	2690.3	2645.4	2808.7	2902.6	2914.9	2941.4	2918.9	2878.1	2894.4
32.5°	6819.7	4217.2	2516.8	2555.6	2731.2	2716.9	2808.7	2839.3	2735.2	2598.5	2604.6
35°	6619.7	3819.1	2386.2	2467.8	2598.5	2604.6	2696.5	2590.3	2478.0	2412.7	2416.8
37.5°	6468.6	3508.9	2300.5	2392.3	2429.1	2506.6	2457.6	2402.5	2388.2	2343.3	2345.4
40°	6378.8	3237.4	2245.3	2333.1	2327.0	2380.1	2222.9	2278.0	2298.4	2284.1	2286.2
42.5°	6289.0	3045.5	2188.2	2251.5	2249.4	2145.3	2110.6	2157.6	2210.6	2216.8	2212.7
45°	6217.6	2896.5	2129.0	2127.0	2167.8	2004.5	1994.3	2022.8	2098.4	2135.1	2133.1
47.5°	6137.9	2772.0	2039.2	1982.0	1994.3	1916.7	1900.4	1912.6	2004.5	2063.7	2080.0
50°	6037.9	2647.5	1926.9	1849.3	1798.3	1835.1	1839.1	1841.2	1933.0	2000.4	2014.7
52.5°	5958.3	2553.6	1798.3	1741.2	1679.9	1761.6	1792.2	1796.3	1851.4	1906.5	1916.7
55°	6005.3	2500.5	1671.8	1630.9	1575.8	1686.0	1745.2	1753.4	1765.7	1806.5	1812.6
57.5°	6146.1	2512.7	1569.7	1516.6	1475.8	1596.2	1696.3	1702.4	1694.2	1743.2	1751.4
60°	6189.0	2506.6	1494.2	1390.1	1365.6	1500.3	1624.8	1637.1	1635.0	1706.5	1720.7
62.5°	6009.4	2429.1	1418.6	1283.9	1267.6	1402.3	1524.8	1573.8	1584.0	1686.0	1704.4
65°	5586.8	2269.8	1318.6	1171.7	1171.7	1298.2	1428.9	1496.2	1524.8	1661.6	1682.0
67.5°	5029.6	2082.0	1216.6	1075.7	1071.6	1198.2	1326.8	1396.2	1441.1	1626.9	1639.1
70°	4174.3	1828.9	1090.0	971.6	971.6	1085.9	1202.3	1286.0	1351.3	1561.5	1561.5
72.5°	2859.7	1520.7	936.9	853.2	855.3	961.4	1079.8	1173.7	1251.3	1430.9	1435.0
75°	1808.5	1188.0	769.5	726.7	734.8	834.9	957.3	1055.3	1210.4	1414.6	1420.7
77.5°	961.4	834.9	612.4	602.2	612.4	704.2	841.0	975.7	1214.5	1226.8	1206.4
80°	622.6	592.0	483.8	463.4	467.4	567.5	749.1	926.7	975.7	988.0	943.0
82.5°	338.8	375.6	342.9	322.5	322.5	442.9	638.9	736.9	700.1	581.7	555.2
85°	144.9	175.5	177.6	155.1	149.0	273.5	428.7	402.1	373.5	357.2	353.1
87.5°	40.8	57.2	57.2	42.9	32.7	75.5	85.7	24.5	0.0	2.0	4.1
90°	0.0	0.0	0.0	0.0	0.0	0.0	0.0	0.0	0.0	0.0	0.0

(END OF REPORT)